



SPECIAL RELEASE

Ragay population increases by 3,280 persons 2015 Census of Population Results

Date of Release: October 30, 2017
Reference No. 2017-86

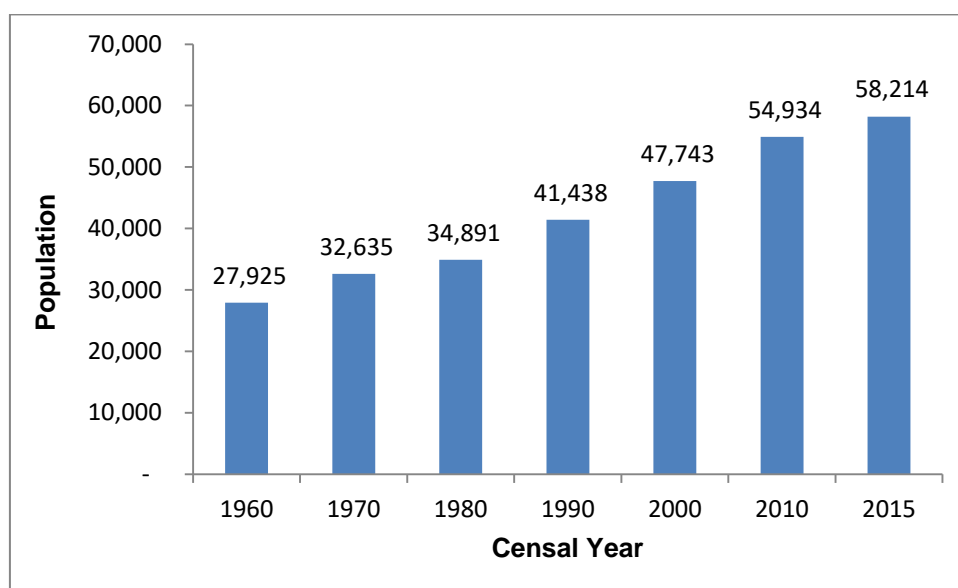
Population of Ragay doubles in 63 years

Based on the 2015 Census of Population (2015 POPCEN), Ragay posted a total population of 58,214 persons as of August 1, 2015. This is larger by 3,280 persons compared to its total population of 54,934 persons counted in 2010. The increase in the population count from 2010 to 2015 translated to an average annual population growth rate (PGR) of 1.11 percent. This is lower than the 1.41 percent annual PGR of the municipality between the census years 2000 and 2010.

The population of Ragay would double in 63 years if the average annual PGR recorded at 1.11 percent during the period 2010 to 2015 continues.

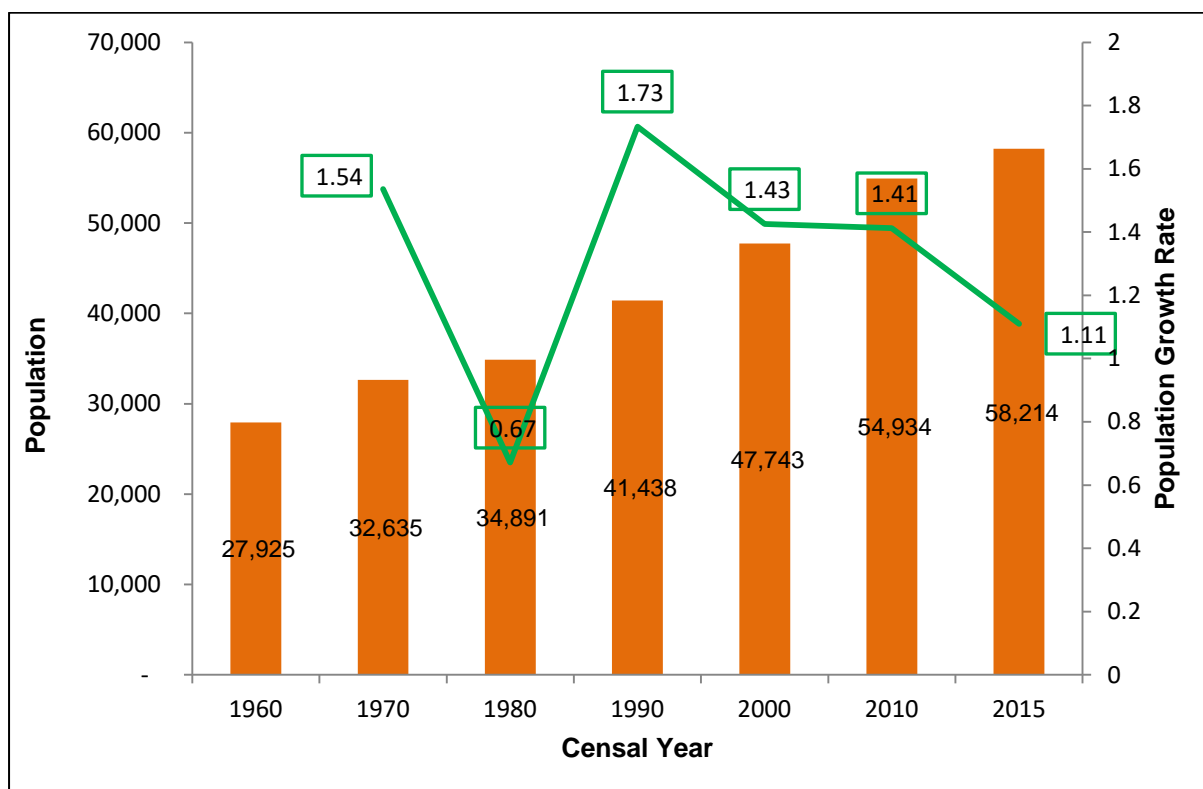
Ragay population increased by about 11,000 persons in the last 15 years from only 47,743 persons in the year 2000 to 58,214 in 2015.

Figure 1. Total Population of Ragay by Census Year: 1960-2015



Source: Philippine Statistics Authority, Census Results: 1960-2015

Figure 2. Ragay Intercensal Population and Population Growth Rate: 1960-2015



Source: Philippine Statistics Authority, Census of Population Results: 1960-2015

Annual Population Growth Rate at 1.11 percent

The growing population size of Ragay comes at a slower pace as the annual population growth rate dropped to 1.11 percent in 2015.

This still translates to an increase of about eleven persons per 1000 population per year. Historically, the annual population growth rate of Ragay was fastest at 1.73 percent from 1980 to 1990 and was slowest at 0.67 percent from 1970 to 1980.


Sex ratio is at 104 males per 100 females

Of the 58,194 household population in 2015, males accounted for 51 percent while females comprised 49 percent. These figures resulted in a sex ratio of 104 males for every 100 females, which is lower than the sex ratio recorded in 2010 at 105 males per 100 females.


Table 1. Sex Ratio and Median Age of Household Population, Ragay: 2010-2015

Year	Sex Ratio	Median Age
2015	104	21.2
2010	105	20.4

Source: Philippine Statistics Authority, Census of Population Results 2015

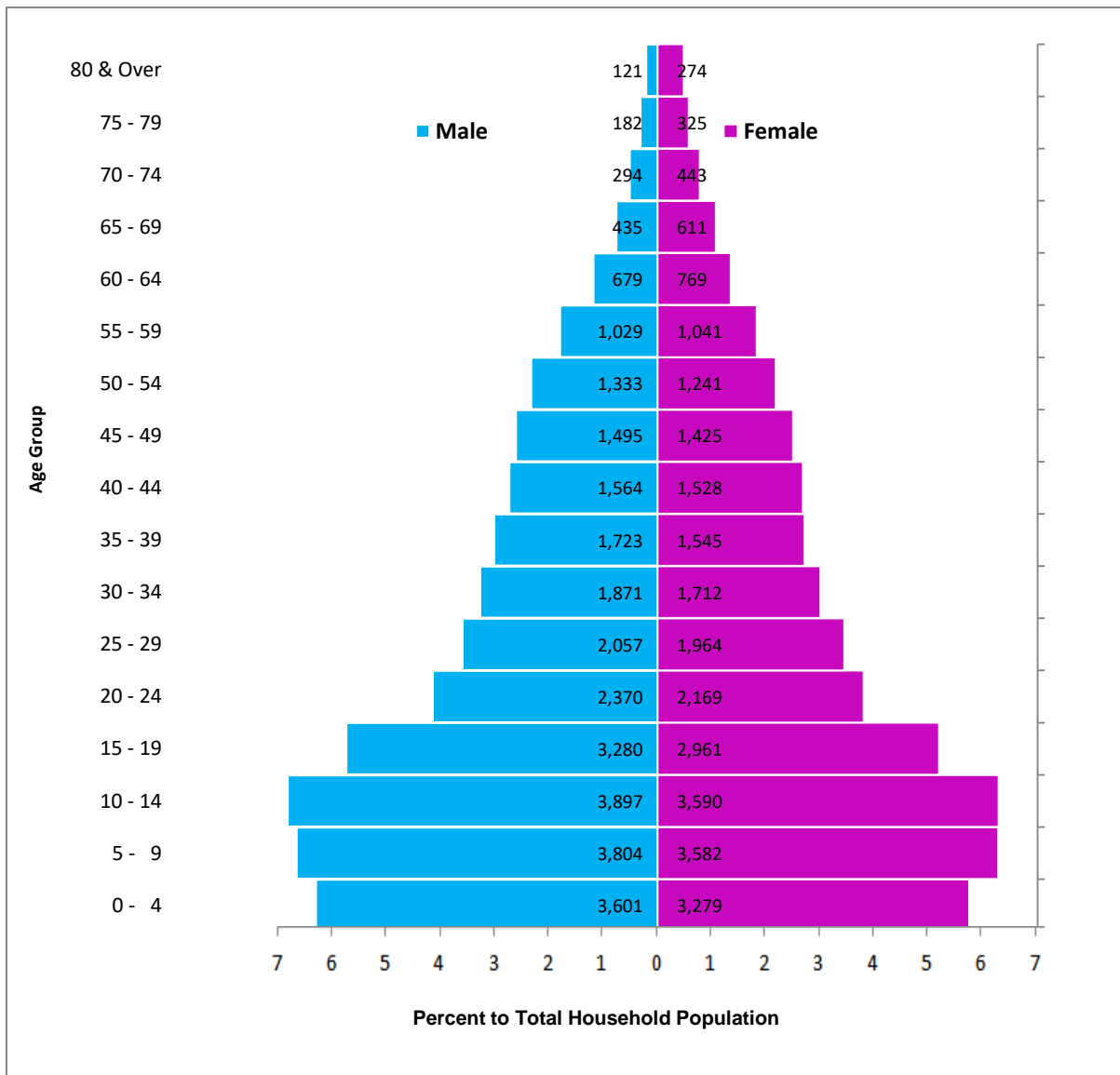


Median age increases to 21.2 years



In 2015, the median age of the population of Ragay was 21.2 years, which means that half of the population was younger than 21.2 years. This is higher than the median age of 20.4 years that was recorded in 2010.

Figure 3. Age Sex Pyramid of Household Population, Ragay: 2015



Source: Philippine Statistics Authority, Census of Population Results 2015

Table 2. Household Population of Ragay by Age Group: 2015

Age Group	Total	Percent
All Ages	58,194	100.00
Under 1	1,243	2.14
1 - 4	5,637	9.69
5 - 9	7,386	12.69
10 - 14	7,487	12.87
15 - 19	6,241	10.72
20 - 24	4,539	7.80
25 - 29	4,021	6.91
30 - 34	3,583	6.16
35 - 39	3,268	5.62
40 - 44	3,092	5.31
45 - 49	2,920	5.02
50 - 54	2,574	4.42
55 - 59	2,070	3.56
60 - 64	1,448	2.49
65 - 69	1,046	1.80
70 - 74	737	1.27
75 - 79	507	0.87
80 & over	395	0.68

Source: Philippine Statistics Authority, Census of Population Results 2015

More than half of the household population are of voting age

The voting-age population (18 years and over) accounted for 32,336 persons or 55.57 percent of the household population of the city in 2015, up from 54.47 percent in 2010. There were more males (50.28 percent) than females (49.72 percent) among the voting-age population.

Dependency ratio decreases to 72 dependents per 100 persons in the working age group

In 2015, the young dependents (0 to 14 years) comprised 37.38 percent of the household population while the old dependents (65 years and over) comprised 4.61 percent share. The working-age population (15 to 64 years) accounted for the remaining 58.01 percent.

Moreover, about two in every five persons (37.38 percent) were under 15 years old. Children aged 10 to 14 years (12.87 percent) comprised the largest age group, followed by those in the age groups 5 to 9 years (12.69 percent) and 15 to 19 years (10.72 percent). Males (51.93 percent) outnumbered females in the age groups 0 to 49 years. On the other hand, there were more females (53.59 percent) than males in the older age groups (50 years and over).

Table 3. Household Population of Ragay by Age Group and Sex: 2015

Age Group	Total	Male	Percent	Female	Percent
All Ages	58,194	29,735	51.10	28,459	48.90
0-49	49,417	25,662	51.93	23,755	48.07
50 & over	8,777	4,073	46.41	4,704	53.59

Source: Philippine Statistics Authority, Census of Population Results 2015

Table 4. Voting Age Population by Sex Ragay: 2010-2015

	2015	2010
Total	32,336	29,911
Male	16,259	15,166
Female	16,077	14,745

Source: Philippine Statistics Authority, Census of Population Results 2015

Table 5. Dependency Ratio Ragay: 2010-2015

	2015	2010
Total	72	75
Youth	64	67
Old-Age	8	8

Source: Philippine Statistics Authority, Census of Population Results 2015

The overall dependency ratio was 72, which indicates that for every 100 working-age population, there were about 72 dependents (64 young dependents and 8 old dependents). This ratio is lower than the dependency ratio in 2010, which was recorded at 75 dependents per 100 working-age population (67 young dependents and 8 old dependents).



Senior citizens constitute 7.1 percent of the household population

People who are regarded as senior citizen are those aged 60 years old and over. In Ragay, they made up 7.1 percent of the 58,194 household population in 2015. Among the senior citizens, females (58.6 percent) outnumbered the males (41.4 percent).

About one elderly for every five children below 15 years

In Ragay, the ageing index or the proportion of persons aged 60 years and over per 100 persons under the age of 15 years was computed at 19 percent in 2015. This means that there is about one person aged 60 years and over for every five children under 15 years old.

There are more males than females among the never-married persons

Of the household population 10 years old and over, 44.3 percent were never married while 39.4 percent were married. The rest of the population were categorized as follows: in common-law/live-in marital arrangement (10 percent), widowed (4.9 percent), and divorced/separated (1.3 percent).

Among the never-married persons, 56.3 percent were males while 43.7 percent were females. For the rest of the categories for marital status, the females outnumbered the males.

About two in every five of the household population are of school age

In 2015, the school-age population (5 to 24 years old) in Ragay comprised 44.1 percent or 25,653 of the 58,194 household population. In 2010, the school-age population was 45.2 percent of the 24,813 household population. Of the population who were of school age, the males made up 52 percent, while the females, 48 percent. Also, of the population who were of school age, 71.4 percent are currently attending school in 2015.

More females have higher levels of education

Of the household population aged five years and over, 46.8 percent had attended or completed elementary education, 35.4 percent had reached or finished high school, 5.4 percent were college undergraduates, and 4.8 percent were academic degree holders.

Among those with academic degree, the females (64.2 percent) outnumbered the males (35.8 percent). Similarly, more females (64.4 percent) than males (35.6 percent) had pursued post baccalaureate courses.

Table 6. Total Population by Highest Grade Completed, by Sex
Ragay: 2015

Highest Grade/Year Completed	Total Population 5 years old and over		
	Total	Male	Female
Both Sexes	51,334	26,151	25,183
Elementary	24,034	13,170	10,864
High School	18,163	8,916	9,247
Post-Secondary	670	264	406
College Undergraduate	2,792	1,248	1,544
Academic Degree Holder	2,470	884	1,586
Post Baccalaureate	59	21	38

Source: Philippine Statistics Authority, Census of Population Results 2015

Average household size is 4.7 persons

The number of households in Ragay in 2015 was recorded at 12,496, higher by 866 households compared with the 11,630 households posted in 2010. The average household size in 2015 was 4.7 persons, the same as the average household size of 4.7 persons in 2010.



Table 7. Household Population, Number of Households, and Average Household Size
Ragay, 2000, 2010, and 2015

Census Year	Household Population	Number of Households	Average Household Size
2015	58,194	12,496	4.7
2010	54,915	11,630	4.7
2000	47,597	9,147	5.2

Source: Philippine Statistics Authority, Census of Population Results 2015


CLEMENTE S. MANAOG
 Chief Statistical Specialist
 PSA Camarines Sur