

SPECIAL RELEASE

FARMGATE PRICES OF MOST AGRICULTURAL COMMODITIES IN CAMARINES SUR INCREASE IN SECOND QUARTER 2017

Date of Release: August 29, 2017

Reference No. 2017- 55

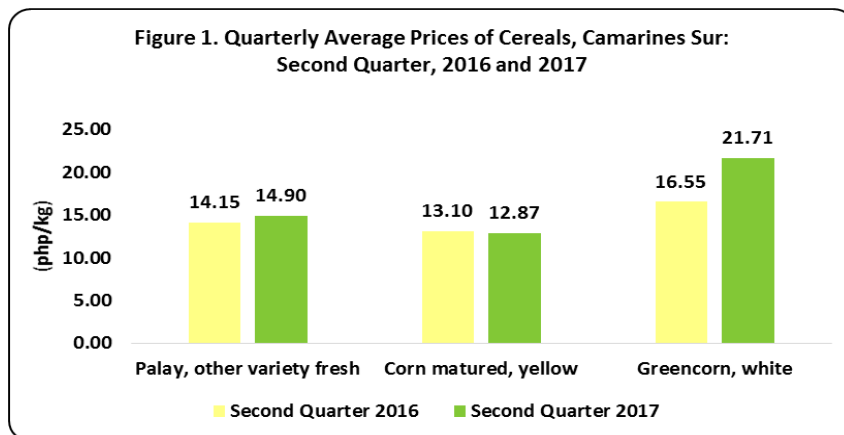


FARMGATE PRICES OF CEREALS



Price of palay and greencorn at the farmgate increases in the second quarter of 2017

Gains in the average farmgate price of palay and greencorn, white were noted during the second quarter of 2017. The average farmgate price of palay, other variety fresh was posted at P14.90/kg during this quarter, 5.35 percent higher than the average farmgate price of P14.15/kg during the same period last year. Likewise, the average farmgate price of greencorn, white increased from P16.55/kg to P21.71/kg, an increase of 31.18 percent this quarter. On the other hand, the average farmgate price of corn matured, yellow slightly went down from P13.10/kg in 2016 to P12.87/kg in 2017.



Source: Philippine Statistics Authority, *Farm Prices Survey*

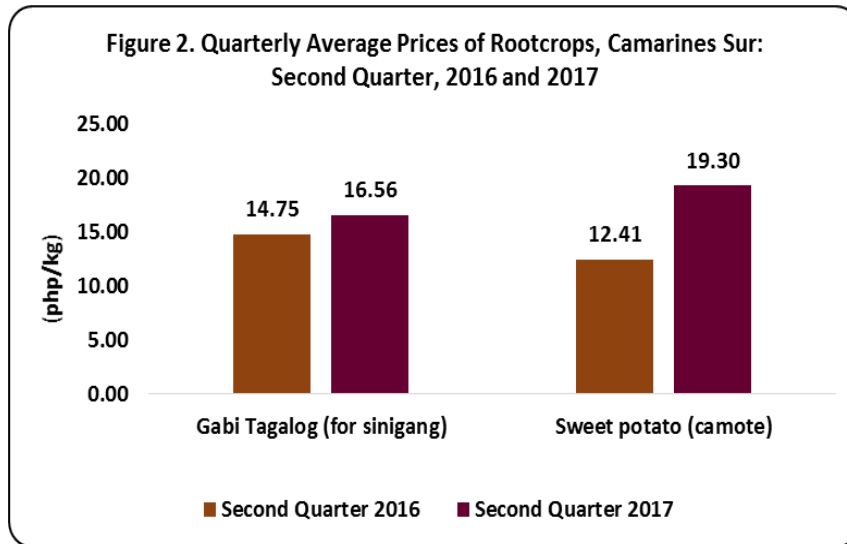
The **Farm Prices Survey (FPS)** is a national survey that gathers data on farmgate or producers' prices received by the farmers for their produce. Data are gathered every month from farmers/ producers/ raisers. **Farmgate price** is the farmers' selling prices for their produce at the first point of sale excluding any separately billed transport or delivery charge.

FARMGATE PRICES OF ROOTCROPS



The average farmgate price of rootcrops moves up

The average farmgate price of rootcrops went up during the second quarter of 2017. The price of gabi tagalog (for sinigang) increased to P16.56/kg this quarter. Likewise, the average farmgate price of sweet potato also increased from P12.41/kg to P19.30/kg.



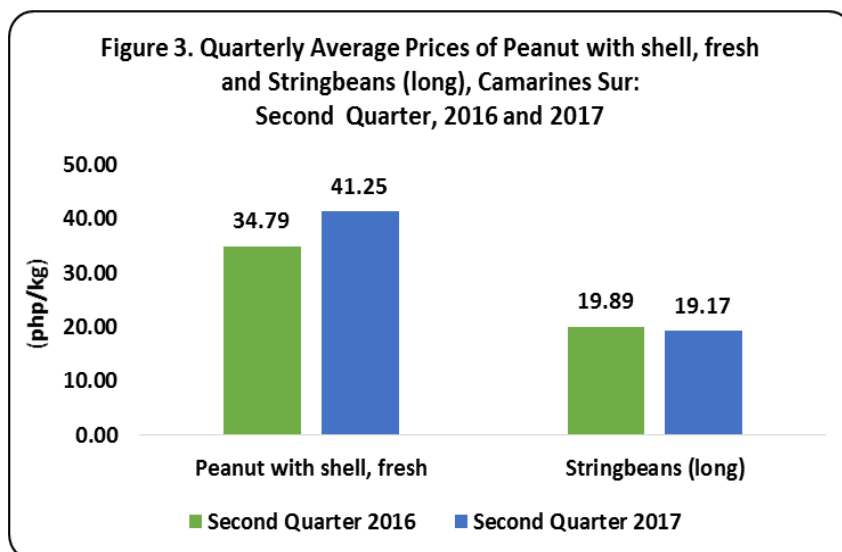
Source: Philippine Statistics Authority, *Farm Prices Survey*

FARMGATE PRICES OF BEANS AND LEGUMES



Peanut with shell, fresh posts higher farmgate prices during the quarter

Increase in the average farmgate price of peanut with shell, fresh was posted during the quarter. The price of peanut with shell, fresh was registered at P41.25/kg, higher by 18.55 percent than the same quarter in 2016. In contrast, the average farmgate price of stringbeans (long) was posted at P19.17/kg, slightly lower by 3.62 percent than the same period in 2016.



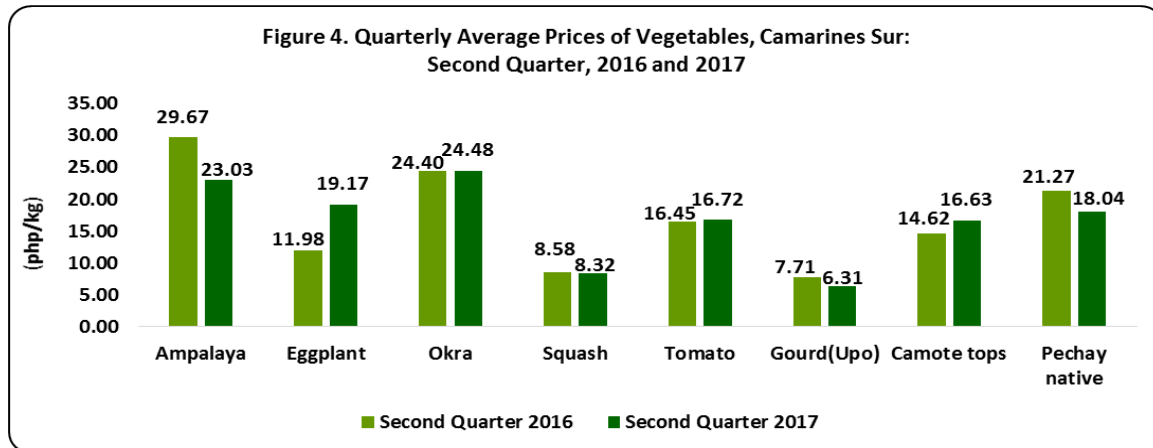
Source: Philippine Statistics Authority, *Farm Prices Survey*

FARMGATE PRICES OF VEGETABLES



Vegetables show varied price movements

Vegetables showed varied price movements during the second quarter of 2017. The average farmgate price of ampalaya declined to P23.03/kg, squash to P8.32/kg, gourd to P6.31/kg and pechay native to P18.04/kg. On the other hand, the price of eggplant long purple rose to P19.17/kg, okra to P24.48/kg, tomato to P16.72/kg, and camote tops to P16.63/kg.



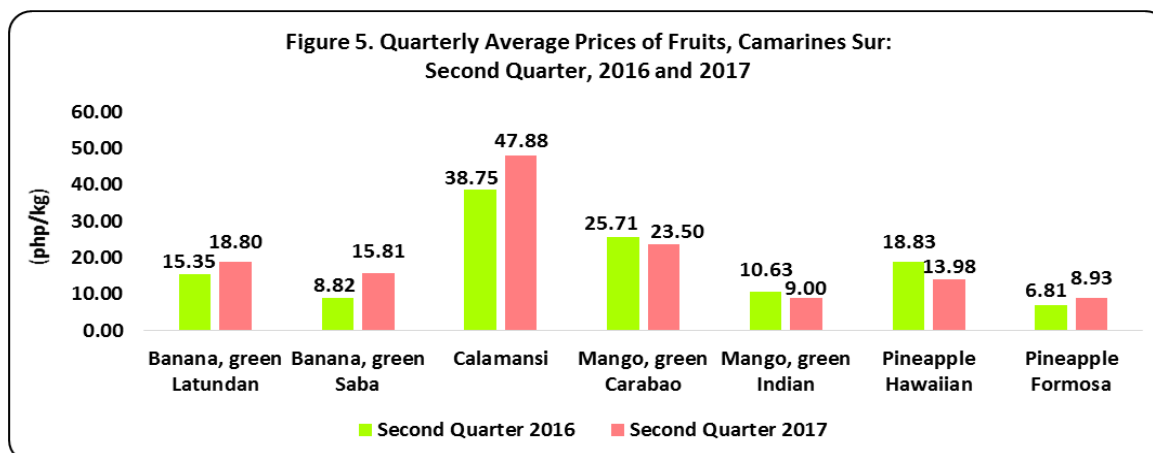
Source: Philippine Statistics Authority, *Farm Prices Survey*

FARMGATE PRICES OF FRUITS



Most fruits register price increases

Most fruits registered price increases this period. The average farmgate price of banana, green latundan increased to P18.80/kg from P15.35/kg. Likewise, the farmgate price of banana, green saba increased from P8.82/kg during the second quarter of 2016 to P15.81/kg this quarter. Increases in price were also noted for calamansi and pineapple Formosa. The price of calamansi went up to P47.88/kg from P38.75/kg and pineapple Formosa to P8.93/kg from P6.81/kg. In contrast, the farmgate prices of mango green carabao, mango green indian showed decreases during this quarter.



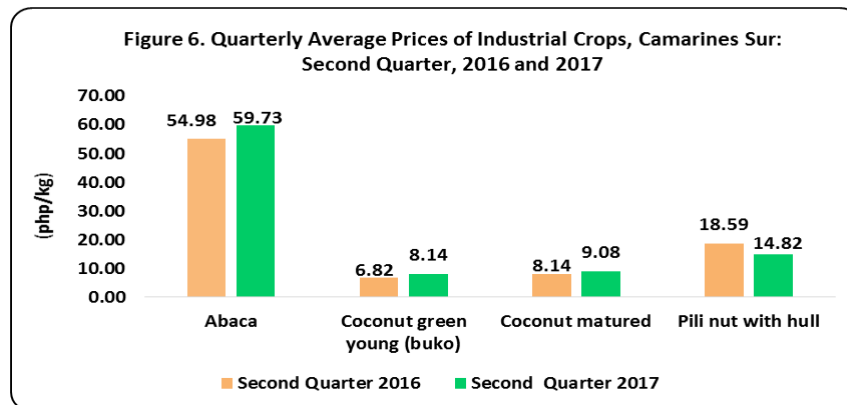
Source: Philippine Statistics Authority, *Farm Prices Survey*

FARMGATE PRICES OF INDUSTRIAL CROPS



Most industrial crops increases this quarter

Most industrial crops increased during this quarter. The average farmgate price of abaca went up from P54.98/kg to P59.73/kg. Coconut green young (buko) also posted an increase during the second quarter of 2017 compared with the same quarter in 2016 from P6.82/kg to P8.14/kg. Similarly, the price of coconut matured moved up from P8.14/kg to P9.08/kg. On the other hand, the price of pili nut with hull went down from P18.59/kg to P14.82/kg during this period.



Source: Philippine Statistics Authority, *Farm Prices Survey*

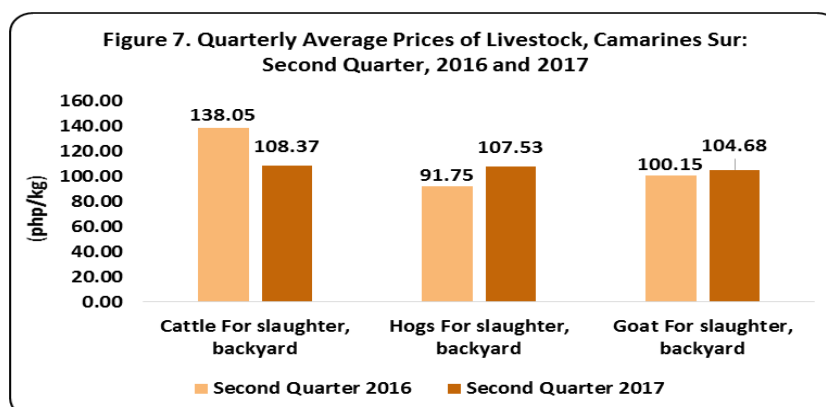
Industrial crops are crops that are used as inputs to other industries' final products.

FARMGATE PRICES OF LIVESTOCK



Average farmgate price of hogs for slaughter, backyard moves up during the quarter

Hogs for slaughter, backyard registered higher prices during the second quarter of 2017. From an average price of P91.75/kg in the second quarter of 2016, it went up to P107.53/kg during the same period this year. The average farmgate price of goat for slaughter, backyard, likewise increased from P100.15/kg to P104.68/kg. However, decrease in the price of cattle for slaughter, backyard was noted this quarter.



Source: Philippine Statistics Authority, *Farm Prices Survey*

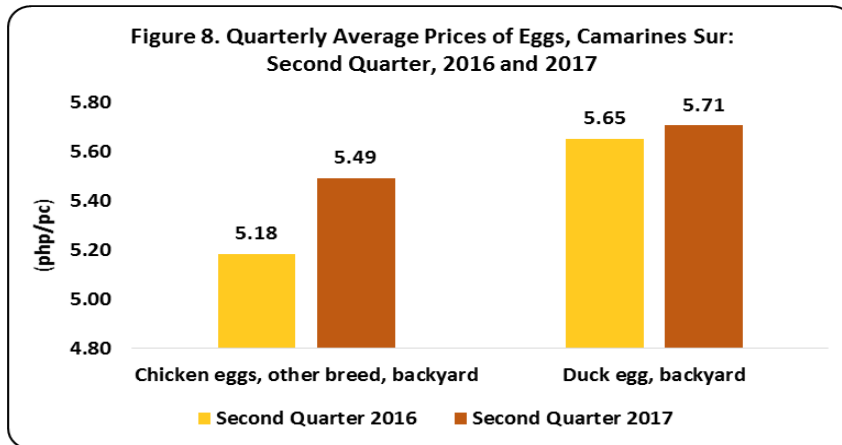
Livestock are farm animals kept or raised for consumption, work, or leisure.

FARMGATE PRICES OF POULTRY



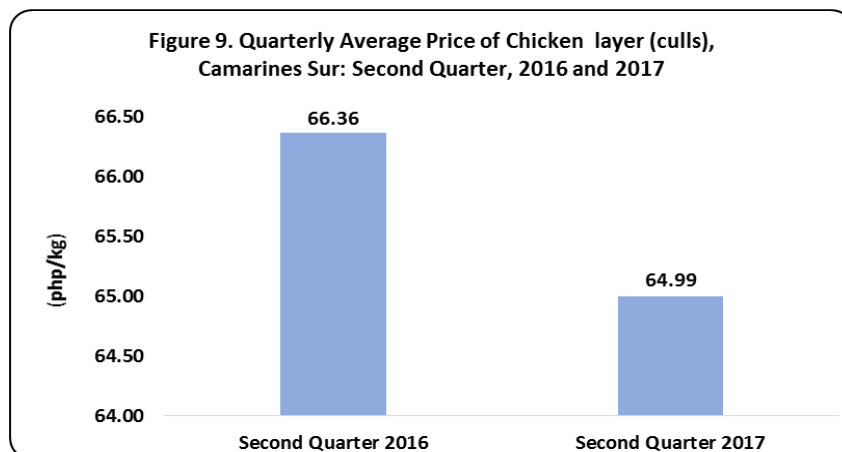
Price of eggs increases during the quarter

The farmgate price of chicken eggs, other breed, backyard, and duck eggs, backyard increased during the quarter. The price of chicken eggs, backyard increased from 5.18/pc to P5.49/pc and duck eggs, backyard slightly increased from P5.65/pc to P5.71/pc.



Source: Philippine Statistics Authority, *Farm Prices Survey*

In contrast, the price of chicken layer (culls), commercial slightly decreased from P66.36/kg in the second quarter of 2016 to P64.99/kg during the second quarter of 2017, a decrease of 2.06 percent.



Source: Philippine Statistics Authority, *Farm Prices Survey*

Poultry is a collective term for all domesticated avian for the purpose of food consumption or the carcass of such avian/dressed processed for human consumption.

(SGD.)

CLEMENTE S. MANAOG

Chief Statistical Specialist

PSA Camarines Sur

**Table 1. Quarterly Average Farmgate Prices by Commodity, Camarines Sur:
Second Quarter, 2016 and 2017**

Commodity	Quarterly Average Price		Percent Change (Q2 2017/Q2 2016)
	Second Quarter 2016	Second Quarter 2017	
Cereals			
Palay, other variety fresh	14.15	14.90	5.35
Corn matured, yellow	13.10	12.87	(1.79)
Greencorn, white	16.55	21.71	31.18
Livestock and Poultry			
Cattle For slaughter, backyard	138.05	108.37	(21.50)
Carabao For slaughter, backyard*	113.96		
Hogs For slaughter, backyard	91.75	107.53	17.19
Goat For slaughter, backyard	100.15	104.68	4.53
Chicken broiler, backyard*	94.36		
Chicken native improved**		103.31	
Chicken Fighting cocks, backyard*	1031.22		
Chicken eggs, other breed, backyard	5.18	5.49	5.98
Duck egg, backyard	5.65	5.71	0.94
Cattle For slaughter, commercial	126.24	121.49	(3.76)
Hogs For slaughter, commercial	105.46	115.45	9.48
Goat For slaughter, commercial	88.36	115.94	31.21
Chicken layer (culls), commercial	66.36	64.99	(2.06)
Vegetables			
Ampalaya	29.67	23.03	(22.38)
Eggplant long purple	11.98	19.17	60.00
Okra	24.40	24.48	0.36
Squash	8.58	8.32	(2.99)
Tomato	16.45	16.72	1.64
Upo (gourd)	7.71	6.31	(18.08)
Camote tops	14.62	16.63	13.75
Pechay native	21.27	18.04	(15.17)
Rootcrops			
Cassava fresh tubers for food		5.70	
Cassava fresh tubers for industrial use**		2.78	
Gabi Tagalog (for sinigang)	14.75	16.56	12.27
Sweet potato (camote)	12.41	19.30	55.52
Beans and Legumes			
Peanut with shell, fresh	34.79	41.25	18.55
Stringbeans (long)	19.89	19.17	(3.62)
Condiments			
Pepper Finger (panigang)	42.85	45.60	6.43
Fruits			
Banana, green Latundan	15.35	18.80	22.47
Banana, green Saba	8.82	15.81	79.32
Calamansi	38.75	47.88	23.55
Mango, green Carabao	25.71	23.50	(8.60)
Mango, green Indian	10.63	9.00	(15.33)
Papaya Hawaiian	13.80		
Pineapple Hawaiian	18.83	13.98	(25.75)
Pineapple Formosa	6.81	8.93	31.07
Industrial Crops			
Abaca	54.98	59.73	8.65
Sugarcane Centrifugal		1.20	
Coconut green young buko	6.82	8.14	19.30
Coconut matured	8.14	9.08	11.59
Pili nut with hull	18.59	14.82	(20.28)

* not included in the FPS 2017 basket

** not included in the FPS 2016 basket