



CAMARINES SUR

SPECIAL RELEASE

2016 Registered Vital Events

SR No. 2017-01

February 2017

CAMARINES SUR REGISTERED 152 BIRTHS PER DAY IN 2016

BIRTH

The total number of registered births in Camarines Sur in 2016 is 55,603, slightly higher by 558 or 1% than in 2015 which is 55, 045. The highest number of births were registered in May with 5, 317 births while the lowest number was in February with only 4,139 births.

1 in every **4** registered births in Camarines Sur is in Naga City



Naga City registered the most number of births at 13,643 or about 37 births per day and 25% of the total births registered in Camarines Sur in 2016.

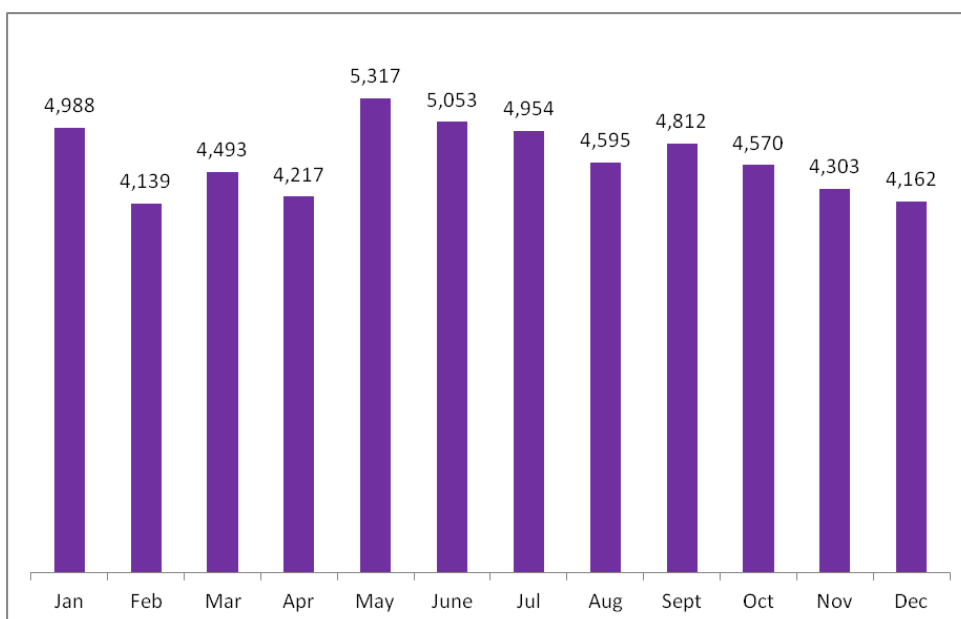


Figure 1. Number of Registered Births per month in Camarines Sur, 2016

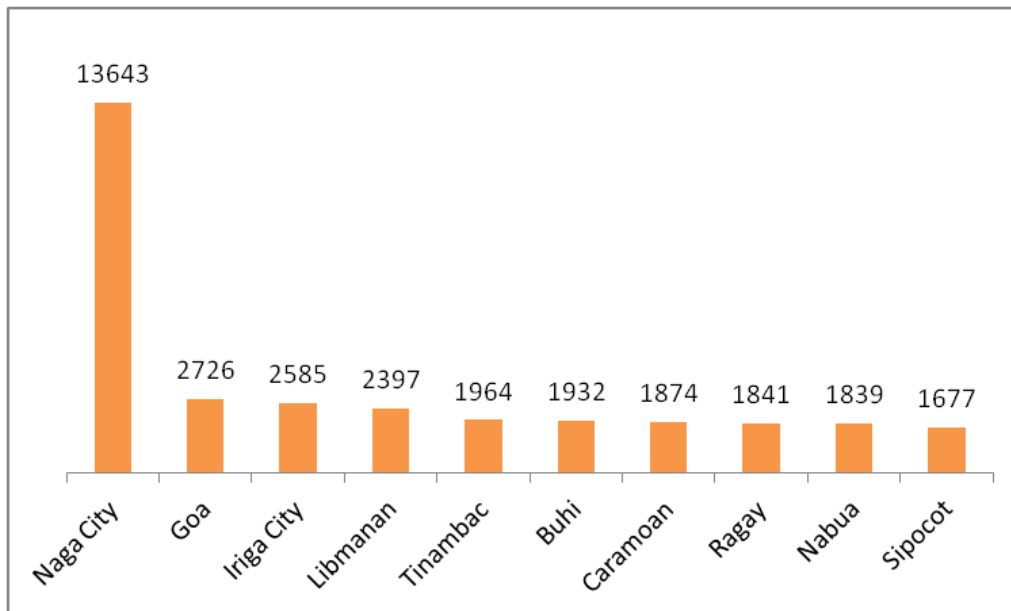


Figure 2. Top Ten City/Municipality with Most Registered Birth, 2016

To complete the top 10 city/municipalities with most number of birth registration in 2016, Naga City is distantly followed by Goa with 2,726 registered births, followed by Iriga City with 2,585; Libmanan, 2,397; Tinambac, 1,964; Buhi, 1,932; Caramoan, 1,874; Ragay, 1,841; Nabua 1,839 and Sipocot with 1,677.

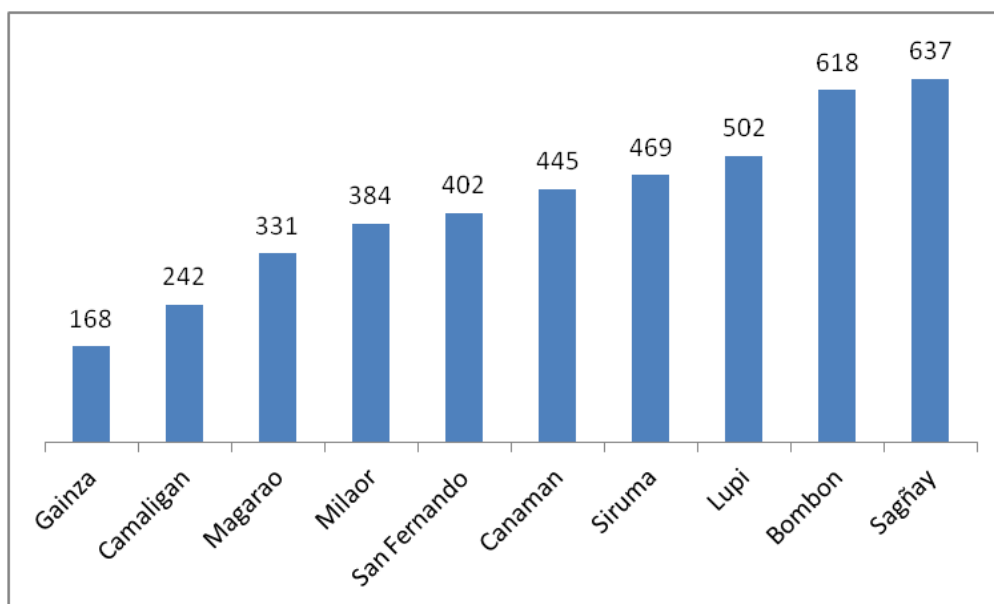


Figure 3. Top Ten Municipalities with Least Number of Registered Births, 2016

On the other hand, the ten municipalities with the least registered births, the Municipality of Gainza registered the lowest number with 168 or an average of only 14 registered births per month. Gainza is followed by Camaligan with 242, Magarao with 331; Milaor, 384; San Fernando, 402, Canaman, 445; Siruma, 469; Lupi, 502; Bombon, 618 and Sagñay with 637 registered births in 2016.



1 is to 1



Camarines Sur recorded a ratio of one (1) male for every one (1) female birth registered from January to December 2016.

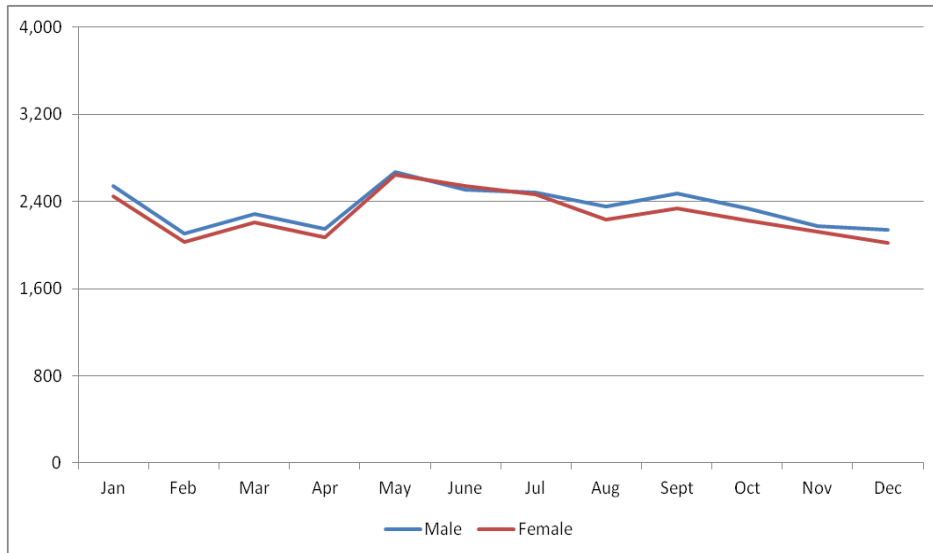


Figure 4. Number of Registered Births by Sex by Month, 2016

MARRIAGE

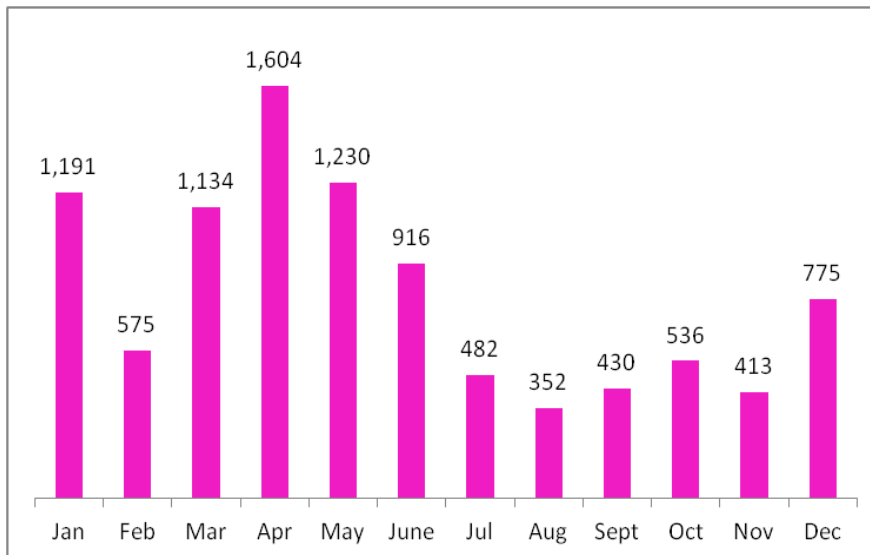


Figure 5. Number of Registered Marriages by Month, 2016

The total number of registered marriages in 2016 is 9,609, higher by 13% or 1,217 more than in 2015 with 8,392. The number of marriages registered was highest in April with 1,604 followed closely by the months of May, January, and March with 1,230, 1,191, and 1,134, respectively. August has the lowest number of marriage registration with only 323 followed by November with 413.



1 in every 10 marriages registered in Camarines Sur happens in Naga

The most number of registered marriages reported are in Naga City with 1,110 or about 12% of the total number of registered marriages in Camarines Sur in 2016.

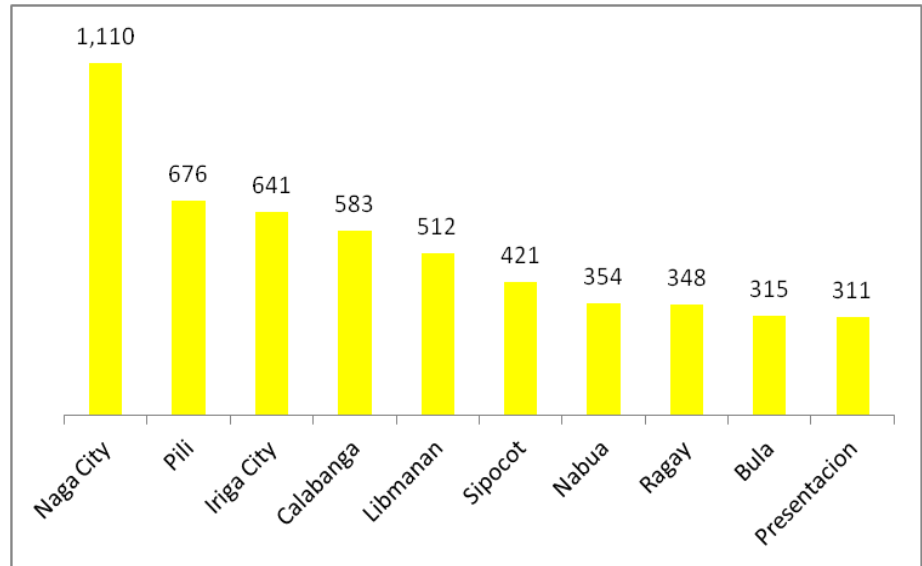


Figure 6. Top Ten City/Municipality with Most Registered Marriage, 2016

To complete the top ten city/municipality with the most number of registered

marriages, Naga City is followed by the Capital Town of Pili with 676, Iriga City, 641; Calabanga 583; Libmanan, 512; Sipocot 421, Nabua, 354; Ragay 348; Bula, 315 and Presentacion with 311.

On the other hand Gainza, recorded the lowest number of registered marriages with only 51 registered marriages in 2016. This is followed by Garchitorena, 55; Siruma, 59; Bombon, 89, Magarao, 124; San Jose, 124; Del Gallego, 125; Lupi, 130; Pamplona, 132 and Camaligan, 134.

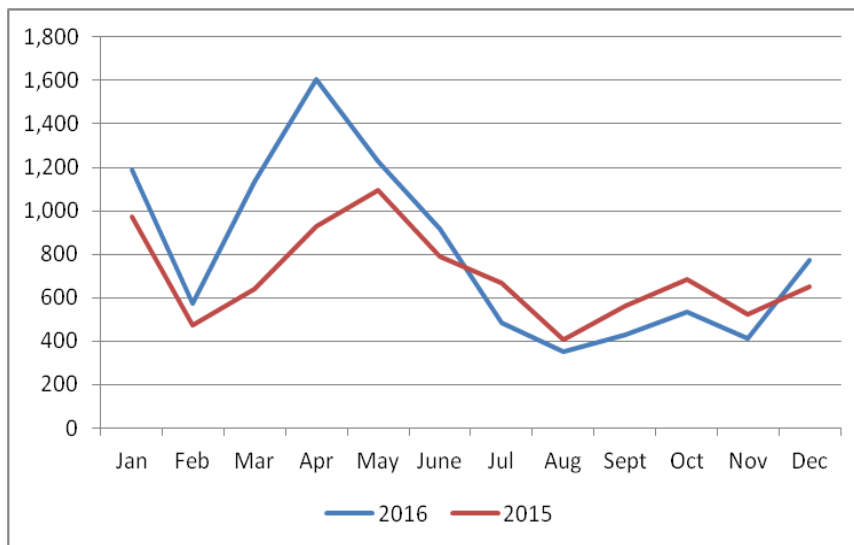


Figure 7. Number of Registered Marriages by Month for 2016 and 2015

Generally marriages in Camarines Sur happen mostly during the summer season between March to May. In 2016 the most number of marriages were registered in April, but in 2015, the peak of marriage registration was in May. A decline in the number of registered marriages is observed in the months of August and November for both 2015 and in 2016.

DEATH

FOETAL DEATH

A total of 255 foetal deaths were registered in Camarines Sur in 2016. The most number of foetal deaths was registered in August with 35 while the least number was registered in March with 12.



The most number of registered foetal deaths came from Naga City where most hospitals are located, with 196 out of 255 foetal deaths registered in Camarines Sur.

REGISTERED DEATHS OF CHILDREN BELOW ONE YEAR OLD

The total number of registered deaths of children below one year of age in 2016 rose to 479 from 398 in 2015 or about 17% higher.

Note:

Death statistics of children below one year old is used as an indicator of Infant Mortality Rate to monitor progress towards the Sustainable

Development Goals: "Ensure healthy lives and promote well-being for all at all ages"

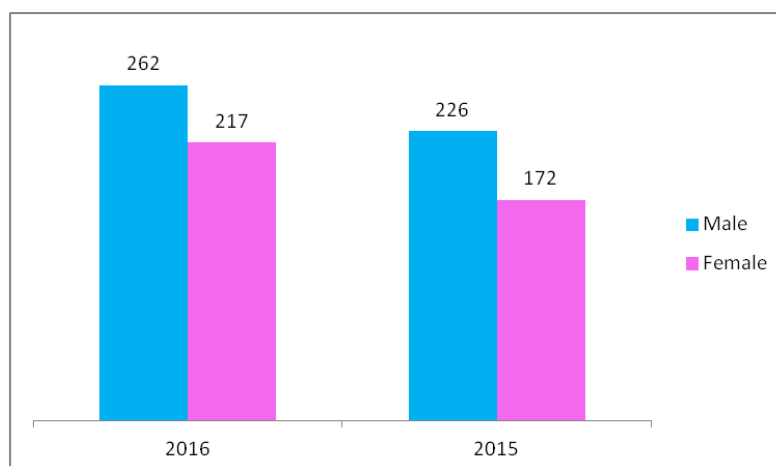


Figure 7. Number of Registered Deaths of Children Below One year Old by Sex for 2016 and 2015

For both 2015 and 2016, registered deaths of children below one year of age were higher in males than in females. There were 262 registered deaths of male children below one year old and 217 registered death of female children in 2016. There were 226 registered deaths of male children below one year old and 172 registered death of female children in 2015.

REGISTERED DEATHS ABOVE ONE YEAR OF AGE

The total number of registered deaths of those above one year old rose to 11,768 in 2016 from 11,234 in 2015. An increase of about 4.5% or 534 registered deaths.

The number of deaths registered was higher in males both in 2015 and

2016. In 2015 there were 6,204 registered deaths

among males above one year old, and 5,030 among females. In 2016 there were 6,614 registered deaths among males above one year old and 5,154 among females.

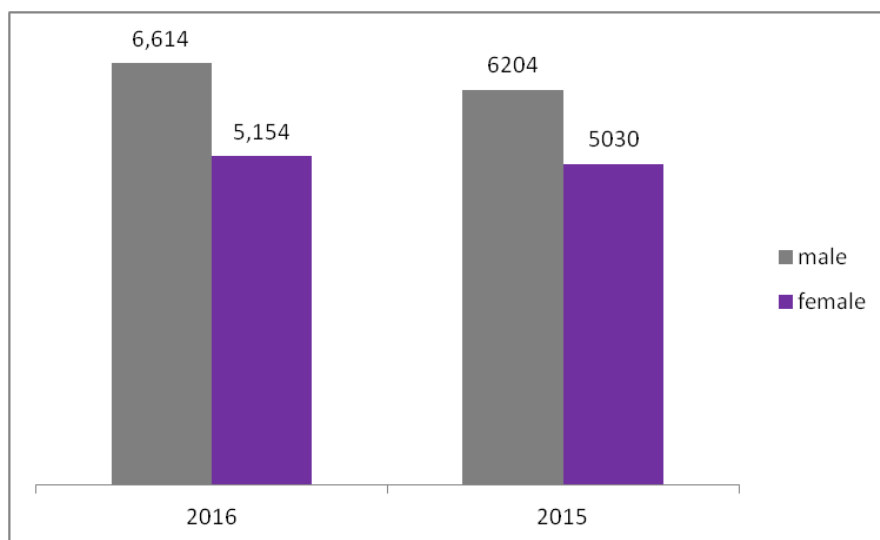


Figure 8. Number of Registered Deaths Above One year Old by Sex for 2016

NOTE:

The data is generated from registered vital events submitted monthly by the two cities and 35 municipalities in Camarines Sur for 2016.

DEFINITION OF TERMS AND CONCEPTS

Live Birth is a complete expulsion or extraction from its mother of a product of conception, irrespective of the duration of the pregnancy, which after such separation, breathes or shows any other evidence of life, such as beating of the heart, pulsation of the umbilical cord, or definite movement of voluntary muscles, whether or not the umbilical cord has been cut or the placenta is attached; each product of such a birth is considered liveborn.

Marriage is a special contract of permanent union between a man and a woman entered into in accordance with law for the establishment of conjugal and family life.

Death refers to the permanent disappearance of all evidence of life at any time after live birth has taken place (postnatal cessation of vital function without capability of resuscitation).

Foetal Death refers to death prior to the complete expulsion or extraction from its mother of a product of conception, irrespective of the duration of pregnancy.

2017 CIVIL REGISTRATION MONTH

Theme: *“Pilipinong Rehistrado, Matatag na Kinabukasan ay Sigurado”*

FOR MORE INFO YOU MAY CONTACT:
 PHILIPPINE STATISTICS AUTHORITY
 CAMARINES SUR
 2F MMCN Bldg., Panganiban Drive, Naga
 City 4400 ☎ (054) 473-1138 📠 Tel Fax: (054)-
 472-56-22
 ✉ E-mail: psa_camsur@yahoo.com.ph
 website: www.psacamsur.com/www.psa.gov.ph

CAMARINES SUR REGISTERED VITAL EVENTS BY CITY/MUNICIPALITY: 2016

Municipality	TOTAL FOR THE YEAR									
	No. of Births			No. of Deaths					No. of Fetal Deaths	No. of Marriage
	Male	Female	Total	Below 1 yr. Old		1 yr. old and over		Total		
				Male	Female	Male	Female			
CAMARINES SUR	28,233	27,370	55,603	262	217	6,614	5,154	12,247	255	9,638
1 Baao	777	761	1,538	0	1	171	123	295	0	288
2 Balatan	628	580	1,208	3	2	74	61	140	4	138
3 Bato	662	620	1,282	3	5	120	86	214	0	177
4 Bombon	322	296	618	0	1	42	30	73	0	89
5 Buhí	950	982	1,932	0	2	210	174	386	1	304
6 Bula	668	732	1,400	0	0	192	125	317	1	315
7 Cabusao	353	336	689	0	0	65	60	125	0	146
8 Calabanga	741	708	1,449	5	5	224	151	385	0	583
9 Camaligan	116	126	242	0	0	57	31	88	2	134
10 Canaman	234	211	445	2	1	70	56	129	0	183
11 Caramoan	936	938	1,874	3	3	125	104	235	2	153
12 Del Gallego	313	337	650	1	1	56	40	98	0	125
13 Gainza	69	99	168	0	0	26	12	38	0	51
14 Garchitorea	424	430	854	3	0	49	59	111	0	55
15 Goa	1,398	1,328	2,726	11	1	181	131	324	3	205
16 Iriga City	1,322	1,263	2,585	21	10	522	414	967	9	641
17 Lagonoy	746	759	1,505	0	0	100	99	199	1	303
18 Libmanan	1,156	1,241	2,397	4	8	277	225	514	5	512
19 Lupi	259	243	502	1	0	60	38	99	0	130
20 Magarao	171	160	331	0	0	63	39	102	0	124
21 Milaor	181	203	384	0	0	67	54	121	0	154
22 Minalabac	404	396	800	1	2	126	79	208	1	208
23 Nabua	930	909	1,839	8	6	290	237	541	13	354
24 Naga City	7,131	6,512	13,643	144	107	1,931	1,571	3,753	196	1,110
25 Ocampo	603	596	1,199	8	9	145	94	256	1	154
26 Pamplona	521	470	991	2	2	82	46	132	0	132
27 Pasacao	602	608	1,210	2	5	102	89	198	4	259
28 Pili	672	595	1,267	0	0	242	173	415	2	676
29 Presentacion	333	307	640	17	17	47	29	110	0	311
30 Ragay	921	920	1,841	2	3	164	124	293	1	348
31 Sagñay	333	304	637	4	0	76	59	139	1	148
32 San Fernando	196	206	402	1	3	80	56	140	0	150
33 San Jose	418	443	861	1	0	124	109	234	2	124
34 Sipocot	843	834	1,677	3	2	130	111	246	0	421
35 Siruma	255	214	469	0	2	29	30	61	0	59
36 Tigaon	690	694	1,384	2	1	148	111	262	2	192
37 Tinambac	955	1,009	1,964	10	18	147	124	299	4	182

CAMARINES SUR REGISTERED VITAL EVENTS BY YEAR: 2016

Month	No. of Births			No. of Deaths					No. of Foetal Deaths	No. of Marriage	AML (App. of Marriage License)	CDLI/ AUSF
	Male	Female	Total	Below 1 yr. Old		1 yr. old and over		Total				
				Male	Female	Male	Female					
Jan	2,539	2,449	4,988	23	12	614	393	1,042	20	1,191	458	247
Feb	2,109	2,030	4,139	19	22	500	388	929	17	575	1,036	247
Mar	2,282	2,211	4,493	24	16	568	444	1,052	12	1,134	1,021	242
Apr	2,145	2,072	4,217	19	15	518	377	929	26	1,604	777	211
May	2,673	2,644	5,317	25	12	576	466	1,079	15	1,230	571	440
June	2,509	2,544	5,053	14	17	532	453	1,016	18	916	445	305
Jul	2,487	2,467	4,954	23	14	526	403	966	21	482	337	162
Aug	2,357	2,238	4,595	34	34	577	494	1,139	35	352	385	1,193
Sept	2,474	2,338	4,812	16	26	618	466	1,126	17	430	425	1,460
Oct	2,340	2,230	4,570	24	20	478	450	972	24	536	473	898
Nov	2,178	2,125	4,303	21	16	577	432	1,046	31	413	626	1,503
Dec	2,140	2,022	4,162	20	13	530	388	951	19	775	724	1,411
TOTAL	28,233	27,370	55,603	262	217	6,614	5,154	12,247	255	9,638	7,278	8,319